

62227-30X

GREEN HERMETIC LED INDICATOR



02/16/2018

Features:

- Hermetically sealed
- Wide Viewing Angle
- Designed for Hi-Reliability applications
- Available in 3 Screening Levels

Applications:

- P.C. Board Fault Indicator
- Logic Status Indicator
- Binary Data Display
- Power supply on/off indicator

DESCRIPTION

The **62227** series indicator is hermetically sealed in a TO-46 package. A tinted diffused dome lens provides good on/off contrast and a wide viewing angle. The green indicator utilizes a GaP on GaP LED and a colored diffused plastic lens over a glass window. All versions are available in standard, JAN or JANTX screened levels. The 62227 is available in Commercial, Commercial with Group A, and Screened to TX Levels.

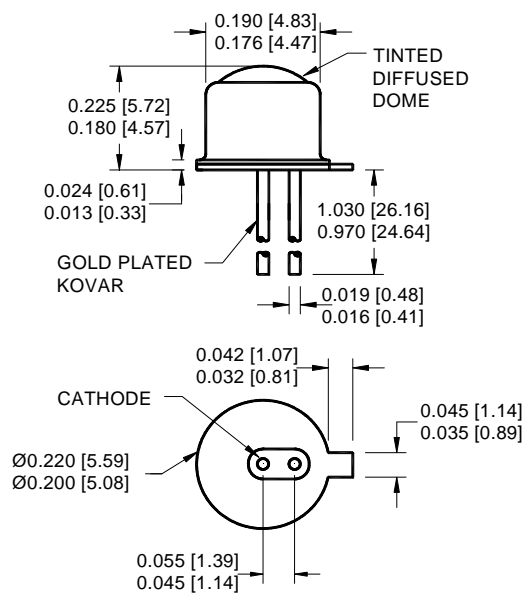
ABSOLUTE MAXIMUM RATINGS

Reverse Voltage	5 Vdc
Power Dissipation (Note 1)	120 mW
Forward Current-Continuous	35 mA
Storage Temperature.....	-65°C to +100°C
Operating Temperature	-65°C to +100°C
Lead Soldering Temperature (10 seconds, 1/16" from case).....	260°C

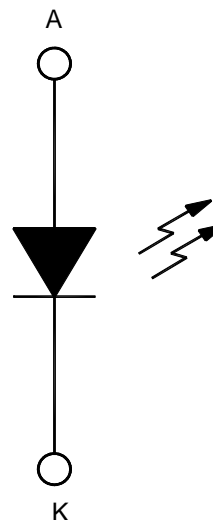
NOTES :

1. Derate at the rate of 2.4 mW/°C above 50°C.

Dimensions



Schematic Diagram



ALL DIMENSIONS ARE IN INCHES [MILLIMETERS]

62227

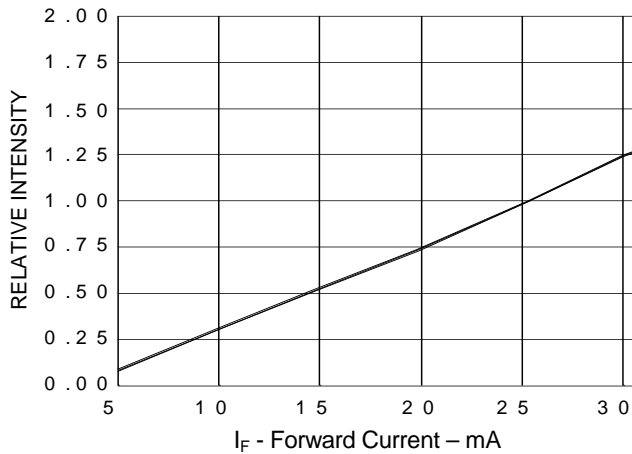
GREEN HERMETIC LED INDICATOR

02/16/2018

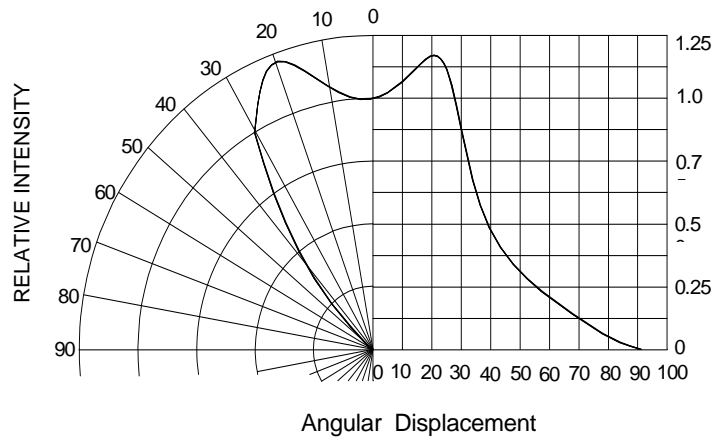
ELECTRICAL/OPTICAL CHARACTERISTICS TA=25°C

PART NUMBER	COLOR	TEST CONDITION	PARAMETER LIMITS				
			PEAK λ	$I_{V1\theta = 0^\circ}$	$I_{V2\theta = 30^\circ}$	V_F	C
		I_F	TYP.	MIN.	MIN.	MAX.	MAX.
62227	GREEN	20	570	3 mcd	1.5 mcd.	3 V	100 pF

Relative Luminous Intensity
vs
Forward Current
(Normalized at 20 mA)



Relative Luminous Intensity
vs.
Angular Displacement



RECOMMENDED OPERATING CONDITIONS:

PARAMETER	SYMBOL	MIN	MAX	UNITS
Forward	I_F	20	35	mA
Operating Temperature	T_A	-65	+100	°C

SELECTION GUIDE

PART NUMBER	PART DESCRIPTION	MICROPAC INTERNAL PART NUMBER
1N6094	Commercial	62227-301
MII 1N6094	Commercial with Group A	62227-302
MIIX 1N6094	Screened to TX Level	62227-303