

62035**1N6092
1N6093
1N6094****JAN AND JANTX QUALIFIED,
HERMETIC LED INDICATORS**

09/22/03

Features:

- Hermetically sealed
- Choice of colors (Red, Yellow, Green)
- Wide Viewing Angle
- Panel Mount versions with wire wrappable leads
- Designed for Hi-Reliability applications

Applications:

- P.C. Board Fault Indicator
- Logic Status Indicator
- Binary Data Display
- Power supply on/off indicator

DESCRIPTION

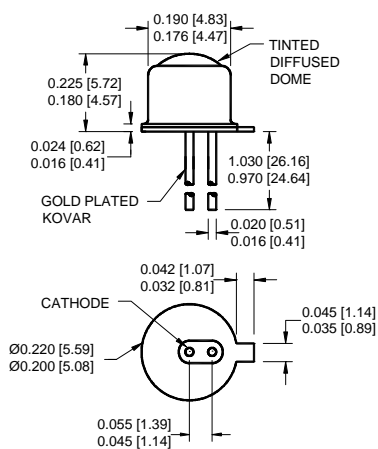
The **1N6092**, **1N6093** and **1N6094** series indicators are hermetically sealed in TO-46 packages. A tinted diffused dome lens provides good on/off contrast and a wide viewing angle. The 1N6092 (red) and 1N6093 (yellow) indicators utilize a high efficiency GaAsP on GaP LED, while the 1N6094 (green) indicator utilizes a GaP on GaP LED. Each type uses a colored diffused plastic lens over a glass window. All versions are available in standard, JAN or JANTX screened levels.

ABSOLUTE MAXIMUM RATINGS

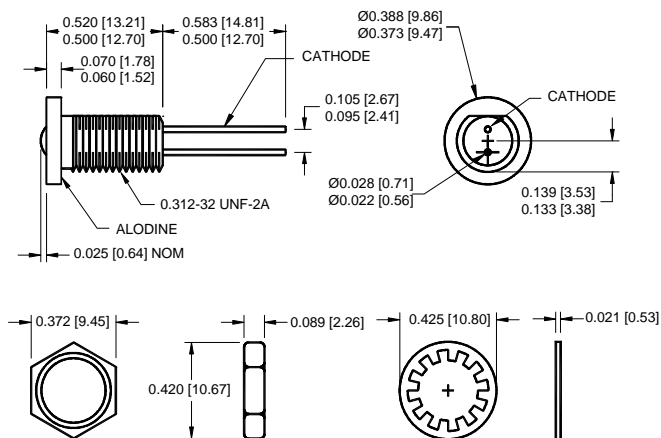
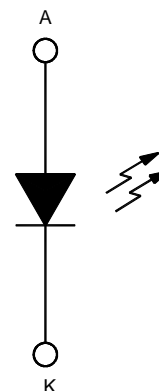
Reverse Voltage	5Vdc
Power Dissipation (Note 1)	120mW
Forward Current-Continuous (Note 2)	35mA
Storage Temperature	-65°C to +100°C
Operating Temperature	-55°C to +100°C
Lead Soldering Temperature (10 seconds, 1/16" from case)	260°C
Maximum Mounting Torque (Panel mount version)	25in•lbs

NOTES :

1. Derate at the rate of 1.6 mW/°C above 25°C.
2. Derate at the rate of 0.46 mW/°C above 25°C.

Indicator Dimensions

ALL DIMENSIONS ARE IN INCHES [MILLIMETERS]

Panel Mount Dimensions**Schematic Diagram****NOTES:**

1. ALL EXTERNAL METAL SURFACES OF THE PACKAGE ARE BLACK ANODIZED EXCEPT FOR THE ALODINE AREA OF THE FLANGE AND THE GOLD-PLATED LEADS.
2. MOUNTING HARDWARE WHICH INCLUDES ONE LOCK WASHER AND ONE HEX NUT IS INCLUDED WITH EACH PANEL MOUNTABLE HERMETIC SOLID STATE LAMP.

62035 **1N6092**
1N6093
1N6094

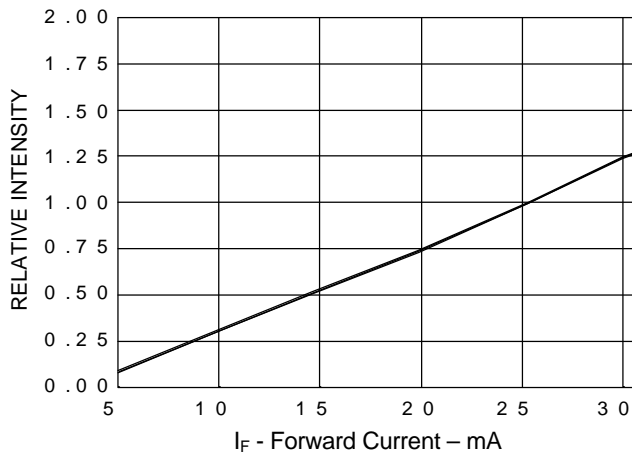
JAN AND JANTX QUALIFIED, HERMETIC LED INDICATORS

09/22/03

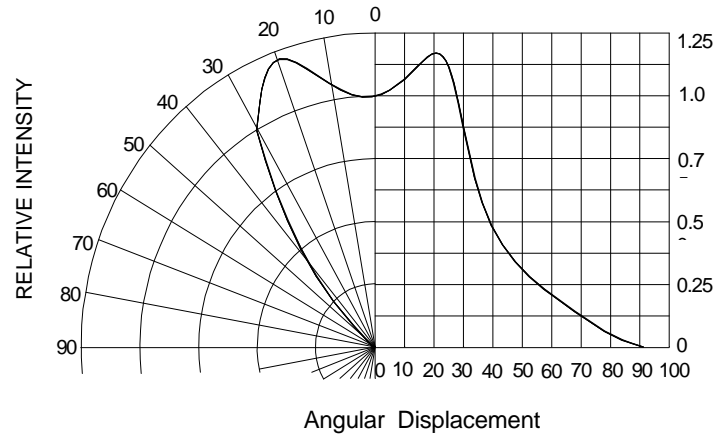
ELECTRICAL/OPTICAL CHARACTERISTICS TA=25°C

PART NUMBER	COLOR	TEST CONDITION	PARAMETER LIMITS				
			I_F mA	PEAK λ TYP.	$I_{V1} \theta = 0^\circ$ MIN.	$I_{V2} \theta = 30^\circ$ MIN.	V_F MAX.
62035-1XX	RED	20	635	3 mcd	1.5 mcd.	3V	100pF
62035-2XX	YELLOW	20	585	3 mcd	1.5 mcd.	3V	100pF
62035-3XX	GREEN	20	570	3 mcd	1.5 mcd.	3V	100pF

**Relative Luminous Intensity
vs
Forward Current
(Normalized at 20 mA)**



**Relative Luminous Intensity
vs.
Angular Displacement**



RECOMMENDED OPERATING CONDITIONS:

PARAMETER	SYMBOL	MIN	MAX	UNITS
Forward	I_F	20	35	mA
Operating Temperature	T_A	-65	+100	°C

SELECTION GUIDE

PART NUMBER	PART DESCRIPTION	CONTROLLING MIL DOCUMENT
62035-101	Commercial, Red LED, TO-46	1N6092
62035-102	JAN Screened, Red LED, TO-46	MIL-PRF-19500/519C
62035-103	JANTX Screened, Red LED, TO-46	MIL-PRF-19500/519C
62035-111	Commercial, Red LED, Panel Mount	
62035-112	JAN Screened, Red LED, Panel Mount	MIL-PRF-19500/519C
62035-113	JANTX Screened, Red LED, Panel Mount	MIL-PRF-19500/519C
62035-201	Commercial, Yellow LED, TO-46	1N6093
62035-202	JAN Screened, Yellow LED, TO-46	MIL-PRF-19500/520C
62035-203	JANTX Screened, Yellow LED, TO-46	MIL-PRF-19500/520C
62035-211	Commercial, Yellow LED, Panel Mount	
62035-212	JAN Screened, Yellow LED, Panel Mount	MIL-PRF-19500/520C
62035-213	JANTX Screened, Yellow LED, Panel Mount	MIL-PRF-19500/520C
62035-301	Commercial, Green LED, TO-46	1N6094
62035-302	JAN Screened, Green LED, TO-46	MIL-PRF-19500/521C
62035-303	JANTX Screened, Green LED, TO-46	MIL-PRF-19500/521C
62035-311	Commercial, Green LED, Panel Mount	
62035-312	JAN Screened, Green LED, Panel Mount	MIL-PRF-19500/521C
62035-313	JANTX Screened, Green LED, Panel Mount	MIL-PRF-19500/521C